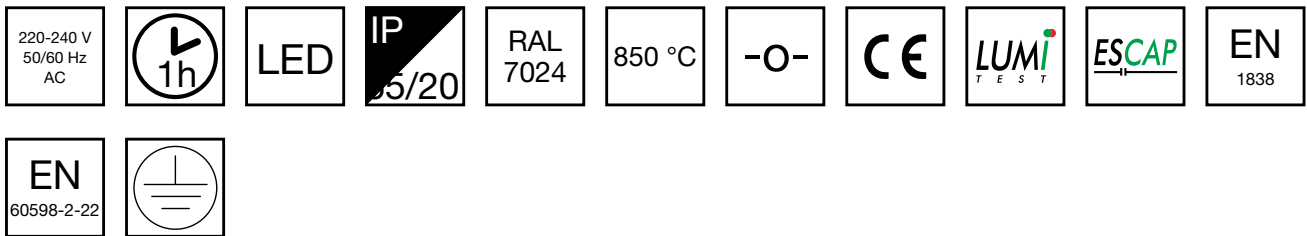


SMOOTH ZONE EMERGENCY LIGHT TWSA892WM



Self-contained Escap Emergency light with 1 h super capacitor and Lumi Test self-testing

Teknoware Smooth is a small and elegant yet extremely durable emergency light optimised for outdoor use. The Smooth is a combination light, which you can use both as an emergency light and as a 300 lumen general light. Because of the stylish design, the luminaire blends seamlessly into the architecture of the building. The Smooth always consists of two units: the luminaire and a separated indoor electronic unit. The Smooth includes a 5-metre fire-proof installation cable between the units. The luminaire is designed for surface mounting on a wall. The Smooth has an impact-resistant cast aluminium casing (IK10), and it is dust- and waterproof (IP65 for the visible part of the luminaire). The standard colour of the luminaire is graphite grey (RAL 7024), other colours are available on request (e.g. white RAL 9003).

The Smooth Zone is a compact emergency light designed to illuminate open areas efficiently. The luminaire provides a broad, even pattern.

We reserve the rights to make modifications without notice.
Copyright © 2024 Teknoware. All rights reserved.
Date: May 20, 2024 | Source:
www.teknoware.com/en/smooth-zone-emergency-light-twsa892wm

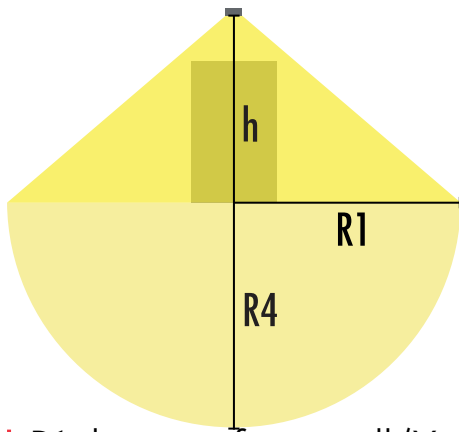
Teknoware Oy | P.O. Box 19, 15101 Lahti | Ilmarisentie 8, 15200 Lahti Finland
Tel +358 3 883 020 | VAT-number FI01494751 | teknoware.com | emexit@teknoware.com

 **TEKNOWARE®**

Product Code	TWSA892WM
Feature	Escap, Lumi Test
Mounting (standard)	wall
Customs Code	94056080
GTIN Code	6438045026008
ETIM Product Class	EC001957
Length	100 mm
Width	60 mm
Height	110 mm
Weight	1.4 kg
Backup	1 h
Max Input Power VA	11 VA / 3 VA
Nominal Supply Voltage	220-240 V, 50/60 Hz AC
Protection Class	I
IP Class	IP65/IP20
Temperature Range Min - Max	-25...+35 °C
Glow Wire Test of Plastic Materials	850 °C
Light Source	LED
Body Material	cast aluminium
Colour	RAL7024
Electrical Installation	3/4 x 2,5 mm ²
Luminous Flux	32 lm

Wall mounting

Tables of 1 lux and 0,5 lux, under the Emergency Light.
Level of measurement 0,02 m, measurement result with battery operation.



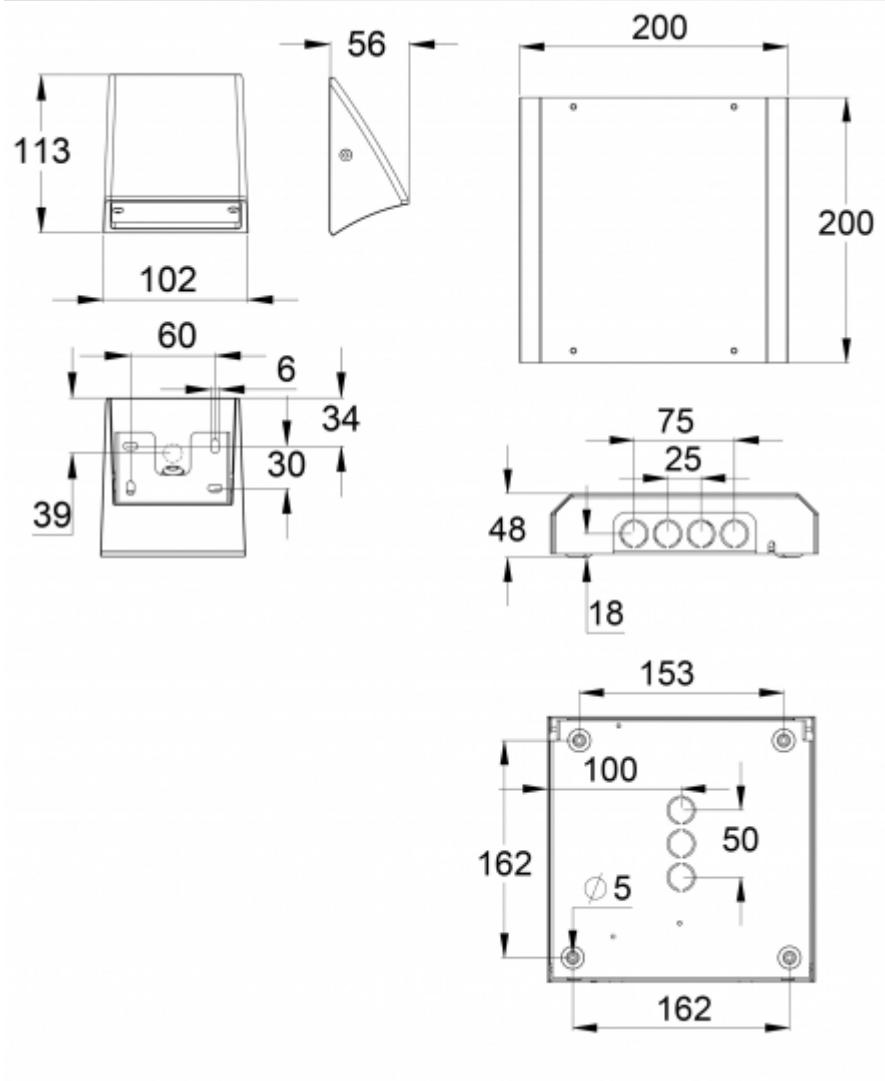
R1 distance from wall (X axis)
 R4 distance from wall (Y axis)
TWSA892WM

Mounting height (m)	Below the light lux	R1 (m)	R4 (m)	R1 (m)	R4 (m)
		1 lux	1 lux	0,5 lux	0,5 lux
2,5	9	1.4	3	1.6	3.2
3	6	1.5	3.1	1.8	3.5

OPTIONAL ACCESSORIES:

OPTIONAL MOUNTING ACCESSORIES FOR EMERGENCY LIGHTS

Product Code	Product Name	Compatible Product Groups
XWTA810	Smooth surface mounting bracket XWTA810	Smooth: Zone, Smooth: Line



We reserve the rights to make modifications without notice.
 Copyright © 2024 Teknoware. All rights reserved.
 Date: May 20, 2024 | Source:
www.teknoware.com/en/smooth-zone-emergency-light-twsa892wm

Teknoware Oy | P.O. Box 19, 15101 Lahti | Ilmarisentie 8, 15200 Lahti Finland
 Tel +358 3 883 020 | VAT-number FI01494751 | teknoware.com | emexit@teknoware.com

