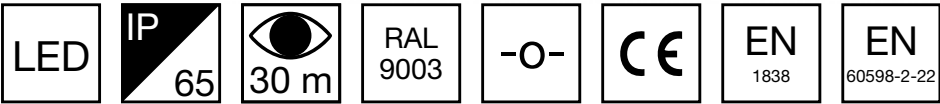


SOLID EXIT EMERGENCY EXIT LIGHTS



Solid is our emergency light and exit light product family, with an IP65 protection rating, specially developed for demanding conditions.

Fast and easy installation has been emphasized in its design. The luminaire is dust-proof and water resistant, and therefore suitable for e.g. in industrial buildings, parking halls and other damp or dusty conditions, as well as outdoors. Wall mounted, single sided Solid Exit lights are equipped with easy-to-change pictograms, with a 30 m viewing distance.

The product line also has exit lights with a downlight function, which are suitable for installation e.g. above doors, as well as exit lights for ceiling mounting, with a double sided pictogram. Solid emergency lights have been optimized for various installation heights, for illuminating open areas, as well as exit routes.

SELF-CONTAINED ESCAP EMERGENCY EXIT LIGHTS WITH SUPER CAPACITOR AND SELF-TESTING

| Product Code | Nominal Supply Voltage | Pictogram | Pictogram Info | Backup (h) |
|--------------|------------------------|-----------|----------------|------------|
| TWS3092WME | 220-240 V, 50/60 Hz AC | | 1-sided, 30 m | 1 |
| Y3092WME140 | 220-240 V, 50/60 Hz AC | | 1-sided, 30 m | 1 |
| TWS3092WM | 220-240 V, 50/60 Hz AC | | 1-sided, 30 m | 1 |
| Y3092WM140 | 220-240 V, 50/60 Hz AC | | 1-sided, 30 m | 1 |

We reserve the rights to make modifications without notice.
Copyright © 2024 Teknoware. All rights reserved.
Date: May 08, 2024 | Source:
www.teknoware.com/en/emergency-lighting/emergency-exit-lights/emergency-exit-light-product-families/solid-exit-emergency-exit-lights



SELF-CONTAINED ESCAP EMERGENCY EXIT LIGHTS WITH SUPER CAPACITOR AND WIRELESS CENTRAL MONITORING

We reserve the rights to make modifications without notice.



Copyright © 2024 Teknoware. All rights reserved.

Date: May 08, 2024 | Source:


www.teknoware.com/en/emergency-lighting/emergency-exit-lights/emergency-exit-light-product-families/solid-exit-emergency-exit-lights




Teknoware Oy | P.O. Box 19, 15101 Lahti | Ilmarisentie 8, 15200 Lahti Finland
Tel +358 3 883 020 | VAT-number FI01494751 | teknoware.com | emexit@teknoware.com

| Product Code | Nominal Supply Voltage | Pictogram | Pictogram Info | Backup (h) |
|--------------|------------------------|---|----------------|------------|
| TWS3092WAE | 220-240 V, 50/60 Hz AC | | 1-sided, 30 m | 1 |
| Y3092WAE140 | 220-240 V, 50/60 Hz AC |  | 1-sided, 30 m | 1 |
| TWS3092WA | 220-240 V, 50/60 Hz AC | | 1-sided, 30 m | 1 |
| Y3092WA140 | 220-240 V, 50/60 Hz AC |  | 1-sided, 30 m | 1 |



SELF-CONTAINED EMERGENCY EXIT LIGHTS WITH BATTERY AND SELF-TESTING

| Product Code | Nominal Supply Voltage | Pictogram | Pictogram Info | Backup (h) |
|--------------|------------------------|---|----------------|------------|
| TWT3053WM | 220-240 V, 50/60 Hz AC | | 1-sided, 30 m | 3 |
| Y3053WM140 | 220-240 V, 50/60 Hz AC |  | 1-sided, 30 m | 3 |



SELF-CONTAINED EMERGENCY EXIT LIGHTS WITH BATTERY AND WIRELESS CENTRAL MONITORING

| Product Code | Nominal Supply Voltage | Pictogram | Pictogram Info | Backup (h) |
|--------------|------------------------|--|----------------|------------|
| TWT3053WA | 220-240 V, 50/60 Hz AC | | 1-sided, 30 m | 3 |
| Y3053WA140 | 220-240 V, 50/60 Hz AC |  | 1-sided, 30 m | 3 |

ADDRESSABLE 230 V CENTRALLY SUPPLIED EMERGENCY EXIT LIGHTS

| Product Code | Nominal Supply Voltage | Pictogram | Pictogram Info |
|--------------|----------------------------|--|----------------|
| TWT3051WK | 220-240 V, 50/60 Hz AC, DC | | 1-sided, 30 m |
| Y3051WK140 | 220-240 V, 50/60 Hz AC, DC |  | 1-sided, 30 m |
| TWT3051WKE | 220-240 V, 50/60 Hz AC, DC | | 1-sided, 30 m |
| Y3051WKE140 | 220-240 V, 50/60 Hz AC, DC |  | 1-sided, 30 m |

NON-ADDRESSABLE 230 V CENTRALLY SUPPLIED EMERGENCY EXIT LIGHTS

| Product Code | Nominal Supply Voltage | Pictogram | Pictogram Info |
|--------------|---------------------------|--|----------------|
| TWT3071W | 24-230 V, 50/60 Hz AC, DC | | 1-sided, 30 m |
| Y3071W140 | 24-230 V, 50/60 Hz AC, DC |  | 1-sided, 30 m |
| TWT3071WE | 24-230 V, 50/60 Hz AC, DC | | 1-sided, 30 m |
| Y3071WE140 | 24-230 V, 50/60 Hz AC, DC |  | 1-sided, 30 m |

We reserve the rights to make modifications without notice.

Copyright © 2024 Teknoware. All rights reserved.

Date: May 08, 2024 | Source:

www.teknoware.com/en/emergency-lighting/emergency-exit-lights/emergency-exit-light-product-families/solid-exit-emergency-exit-lights



Teknoware Oy | P.O. Box 19, 15101 Lahti | Ilmarisentie 8, 15200 Lahti Finland

Tel +358 3 883 020 | VAT-number FI01494751 | teknoware.com | emexit@teknoware.com

ADDRESSABLE 24 V CENTRALLY SUPPLIED EMERGENCY EXIT LIGHTS

| Product Code | Nominal Supply Voltage | Feature |
|--------------|------------------------|---------------|
| TWT3041WK | 24 V, 50/60 Hz AC, DC | Tapsa Control |